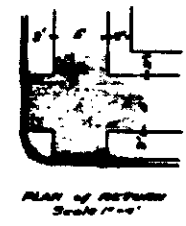




120



SECTION of CURB Scale 1/4"

SECTION of TRENCH & CURB Scale 1/4"



SECTION of PAVEMENT Scale 1/4"

